



District Report Card: 2017


State: Odisha	District: Puri
Class: 8	Subject: Science
Schools: 48	Students: 1194


Participation/Coverage


Students

 GENDER	Boys		Girls	
	Number	%	Number	%
	617	51.68	577	48.32

 AREA	Rural		Urban	
	Number	%	Number	%
	1085	90.87	109	9.13

 CATEGORY	SC		ST		OBC		GEN	
	Number	%	Number	%	Number	%	Number	%
	270	22.61	7	0.59	697	58.38	220	18.43

 CWSN	LD	VI	HI	S&LD	ID	Oth
	6	3	1	1	5	1

 Management	Government		Government-aided	
	Number	%	Number	%
	839	70.27	355	29.73

Average Performance of Students in Science (%)

Overall	Gender		Area		Management		Social Group			
	Male	Female	Rural	Urban	Govt.	Aided	SC	ST	OBC	GEN
46.97	47.33	46.59	47.86	38.04	43.22	55.83	42.47	60.00	47.13	51.58

Performance on Learning Outcomes (LOs)

Learning Outcomes	Description	Average Performance(%)
SCI703	Classifies materials and organisms based on properties/characteristics	45.45
SCI704	Conducts simple investigation to seek answers to queries	37.79
SCI705	Relates processes and phenomenon with causes	40.84
SCI708	Measures and calculates e.g., temperature; pulse rate; speed of moving objects; time period of a simple pendulum, etc.	48.24
SCI710	Plots and interprets graphs	41.13
SCI711	Constructs models using materials from surroundings and explains their working	35.32
SCI801	Differentiates materials, organism and processes	52.75
SCI804	Relates processes and phenomenon with causes	58.36
SCI805	Explains processes and phenomenon	39.96
SCI807	Measures angles of incidence and reflection, etc.	45.31
SCI811	Applies learning of scientific concepts in day-to-day life	47.91
SCI813	Makes efforts to protect environment	72.45

Range of Performance of Students who Answered Correctly							
Below 30%		30% - 50%		50% - 75%		Above 75%	
Number	%	Number	%	Number	%	Number	%
337	28.22	352	29.48	330	27.64	175	14.66

Lowest Performing Learning Outcomes (LOs)

- 1 - Constructs models using materials from surroundings and explains their working (35.32)
- 2 - Conducts simple investigation to seek answers to queries (37.79)
- 3 - Explains processes and phenomenon (39.96)
- 4 - Relates processes and phenomenon with causes (40.84)
- 5 - Plots and interprets graphs (41.13)